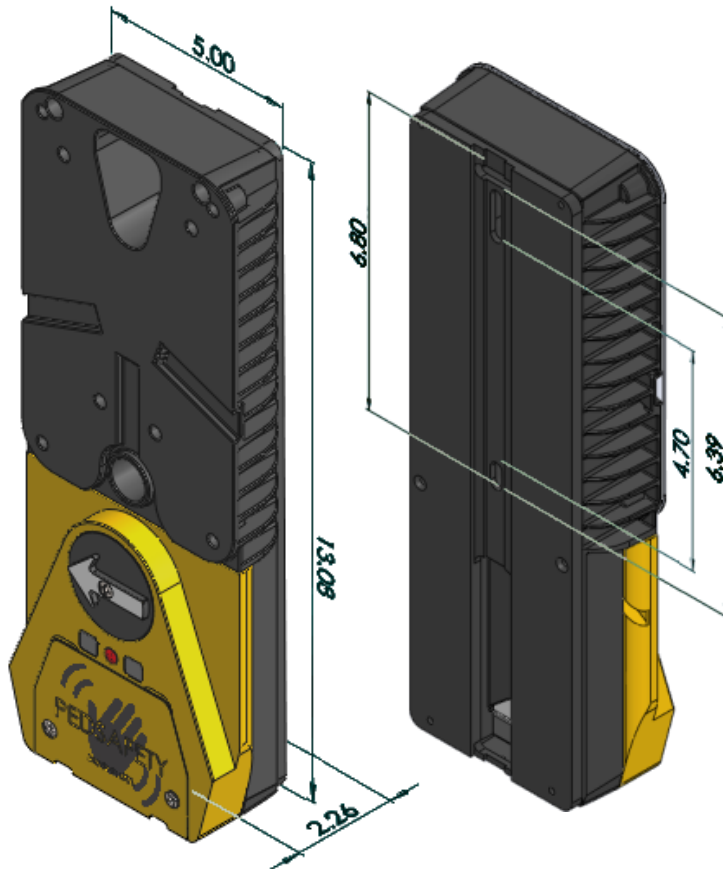




## WiAAPS® and WiAAPS® Wave



WiAPB with Wave option pictured

**WiAAPS®** is a 2-wire or 0 wire networked Accessible Pedestrian Signal. It is the first of its kind to use a wireless radio communications network to provide flexible, reliable, and secure delivery of data in a mesh network. The **WiAPB** can be powered via existing field wires or independently from pedestrian signal head using **Signal Power Interface (SPI)** (now readily capable of interfacing with low voltage 48 VDC cabinets) when field wires are not available or accessible.

The **WiAPC** web-based utility can be remotely accessed for monitoring, station configuration, data collection, and troubleshooting through an ethernet connection. **WiAAPS®** features an ADA-compliant piezo driven push button for standard actuation, with an independent touchless actuation option available. All sounds are directed from the front and side of the station, oriented towards where pedestrians stand to enter the crosswalk.

PedSafety's **WiAAPS® Wave** showcases an active infrared sensor for touchless actuation that operates flawlessly in extreme weather conditions. Simply waving a hand within 1-9" in front of the sensor will place a call for a walk cycle and provide all the essential information and indications required by the MUTCD, ADA, PROWAG, and TAC.

### Key Features:

- 900 MHz narrow band radio communication between the **WiAPBs** and **WiAPC** offers true wireless communication
- **WiAAPS®** can be powered via existing field wires or independently from the pedestrian signal head using PedSafety's **Signal Power Interface (SPI)** when field wires are not available
- DigiMesh networking protocol provides redundancy and security in the relay of information between the **WiAPBs** and **WiAPC**
- Wireless communication and programming through a wifi or the **WiAPC's** ethernet connection allows for control of the system with phones and tablets
- Cabinets connected to an agency's network allows for data collection, system monitoring, station configuration, and troubleshooting to be handled through ethernet connection and IP address accessed from desktop
- Control up to 16 stations across 8 phases – pre-emption output ready
- Compatible with safe-touch 48 VDC Cabinets
- Ready to install straight out of the box onto the pole with pre-programmed and customized plug-and-play installation at the intersection
- Quiet Signal Technology (QST) includes firmware settings for time-of-day functionality and can be combined with port baffles to provide sound directionality, not 360° uncontrolled broadcasting
- Sync call activation is available for the pedestrian phase
- Choose selectable features such as clearance mode, destination beaconing, countdown, and always-on options
- Automatic gain control adjusts for ambient noise levels
- Agency or factory-generated audible indication files are easily uploaded to the **WiAPC** and transferred via network or via USB to the **WiAPB** using the **PedConnex®** app
- **Fully MUTCD, ADA, PROWAG, TAC, and Buy America Compliant**

### WiAAPS® Wave Features:

- Active infrared sensor that operates independently from the physical push button
- Active infrared technology allows for sensitivity and detection range control of 1-3", 1-6", or 1-9"
- The sensor is reliable in extreme weather – rain, hail, or snow does not affect detection



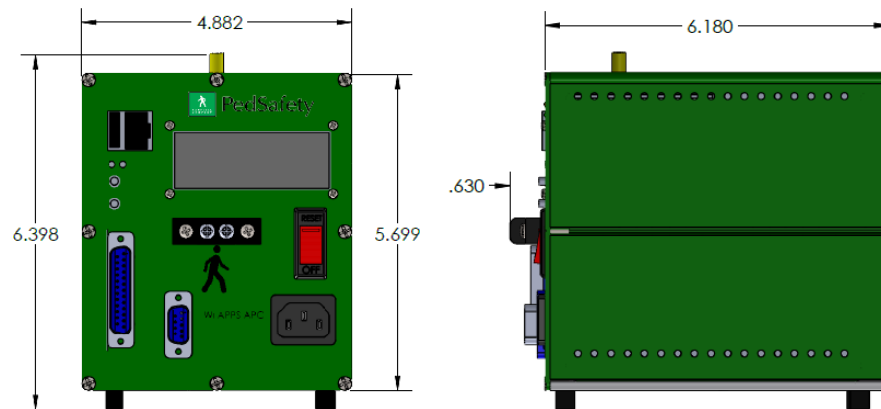
## Operating Specifications

Parameter	Rating
Operating Temperature Range	-34°C to +74°C -30 °F to +165°F
Operating Force	3.0 lb maximum
Switch Operating Life	Greater than 100 million operations
Maximum Volume	100 dB @ 1 meter

## Design Compliance

Test Type	Compliance
Functionality	MUTCD 2009 - 4E
Temperature and Humidity	NEMA TS2
Transient Voltage Protection	NEMA TS2
Transient Suppression	IEC 61000-4-4, IEC 61000-4-5
Electronic Noise	FCC Title 47, Part 15 Class B
Mechanical Shock and Vibration	NEMA TS2
WiAAPS PBS enclosure	NEMA 250 – Type 4X
Electrical Reliability	NEMA TS4

All certifications performed by certified independent testing laboratories



**WiAPC**

## Please specify part number:

WiAPB (Push Button)	501-0901C
WiAPB Wave (Push Button)	501-0921C
WiAPC (Controller)	501-0910

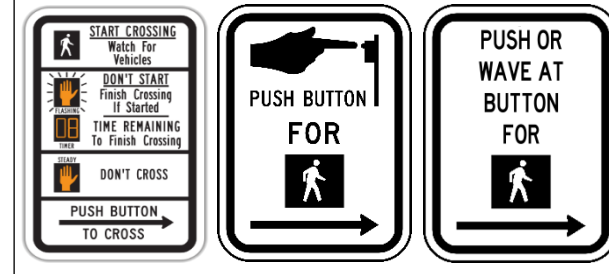
Signal Power Interface (SPI) 120 AC	501-0300
Signal Power Interface (SPI) 48 VDC	501-0303

## Please specify the following five attributes:

1. Color <sup>1</sup>	2. Screw Type	3. Arrow type
Textured Black	Standard Phillips	Field Selectable (FS)
Federal Yellow	Pinned Torx (T)	Double Arrow (DA)
Gloss Black	Allen Head (Allen)	No Arrow (NA)
Unpainted/Natural		
Other (specify)		

<sup>1</sup>Color applies to faceplate only; thermoplastic back and aluminum backplate are black

## 4. Sign Legend<sup>2</sup>



<sup>2</sup>Specify MUTCD sign at time of purchase

## 5. Sign Film

Engineering Grade
Diamond Grade
Decals EG & DG
Braille 2

### Notes:

- Applicable sections only of referenced standards
- All specifications are subject to change without notice
- All specifications are typical unless otherwise specified